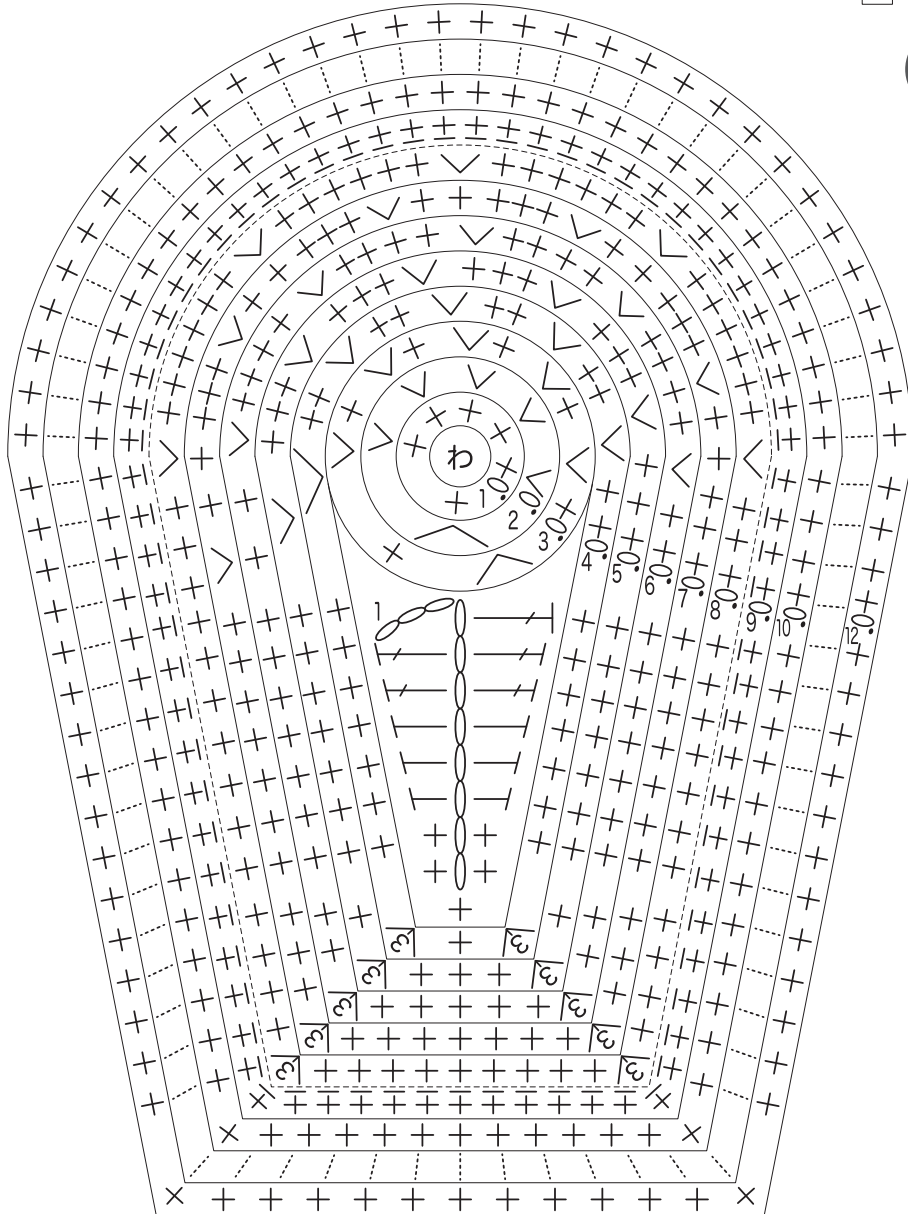


Engine part

2 Medium, black, crochet hook 4/0 x 2



A



Rows	Stitches
3	18(+6)
2	12(+6)
1	6

B



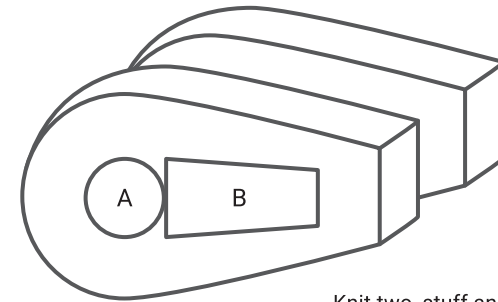
Rows	Stitches
1	17

8th chain stitch

Rows	Stitches
12	77
⋮	⋮
10	77
9	77 ※
8	77(+9)
7	68(+9)
6	59(+9)
5	50(+9)
4	41

※ Single crochet through back loop

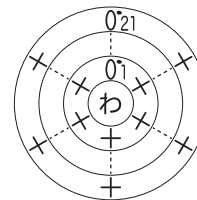
A 20 stitches / Pick up the 21st stitch from B



Knit two, stuff and sew together
Sew up the gap between A and B

Arm

Medium, grey,
crochet hook 4/0 x 1

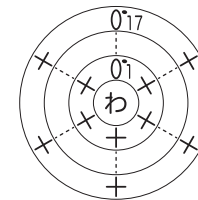


Rows	Stitches
21	5
⋮	⋮
1	5

Insert bamboo skewer
and press to close

Front Fork

Medium,
crochet hook 4/0 x 4



Rows	Stitches	
17	5	} Black
16	5	
15	5	
14	5	} Blue
⋮	⋮	
6	5	
5	5	} Grey
4	5	
3	5	
2	5	} Black
1	5	

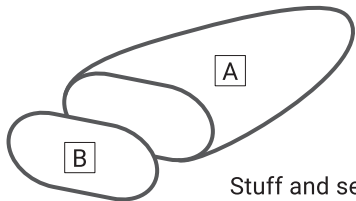
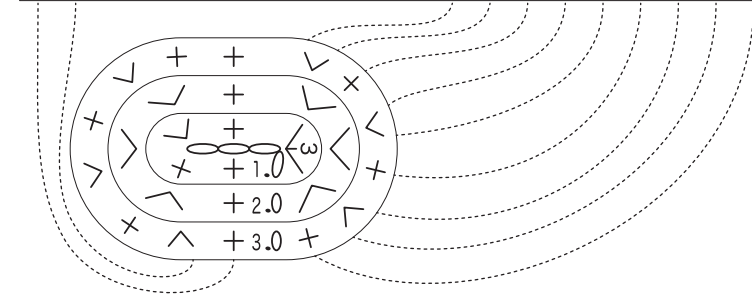
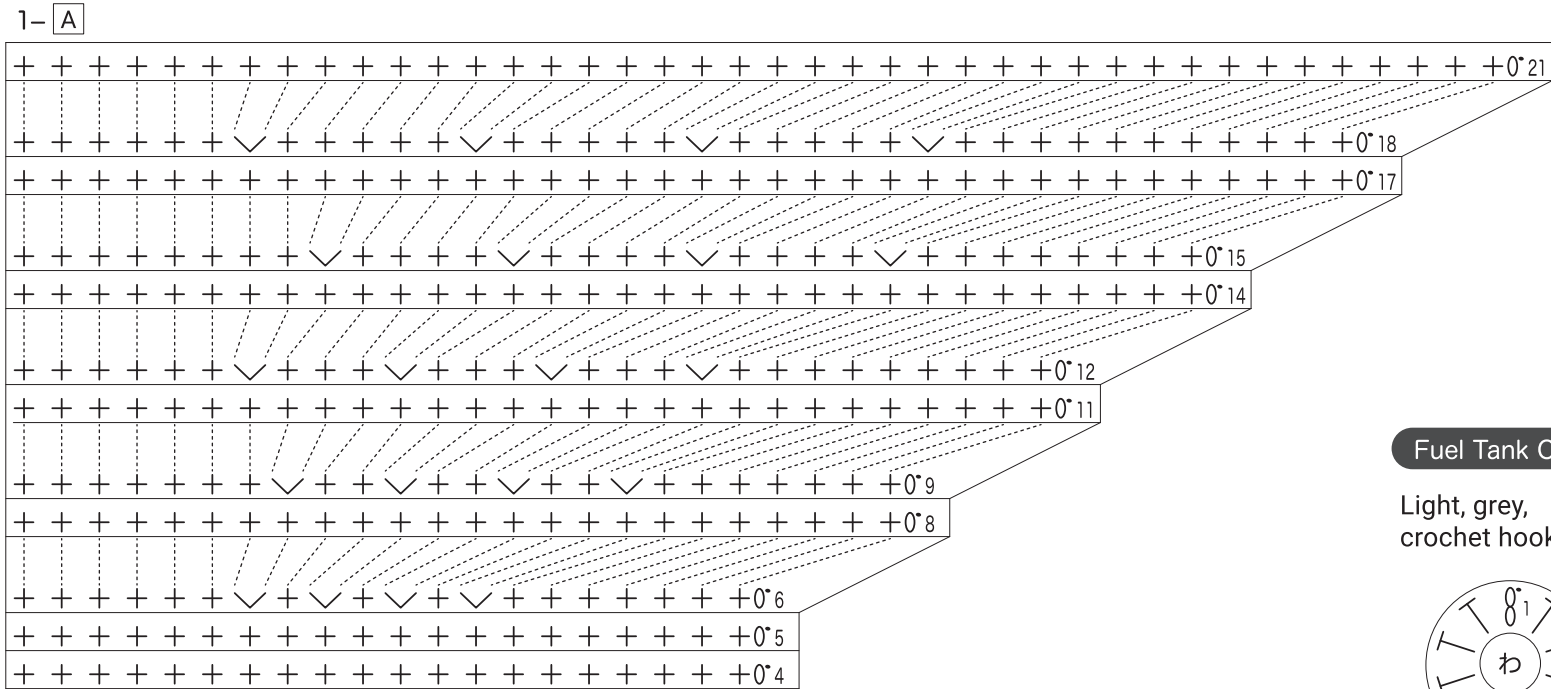
Insert bamboo skewer
and press to close

Fuel Tank

1 Medium, black, crochet hook 4/0 x 1

Rows	Stitches
21	40
20	40
19	40
18	40(+4)
17	36
16	36
15	36(+4)
14	32
13	32
12	32(+4)
11	28
10	28
9	28(+4)
8	24
7	24
6	24(+4)
5	20
4	20
3	20(+6)14
2	(+6)
1	8


3rd chain stitch



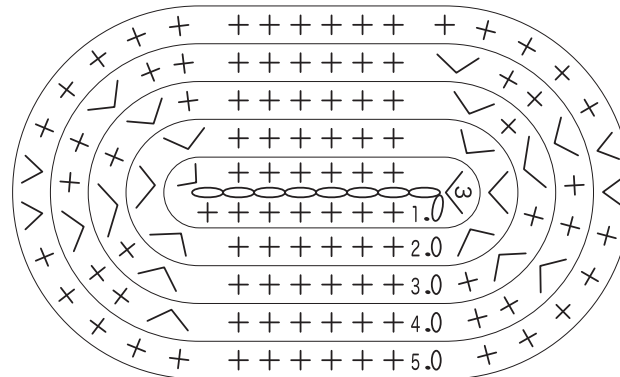
Stuff and sew together

Fuel Tank Cap

Light, grey,
crochet hook 2/0 x 1

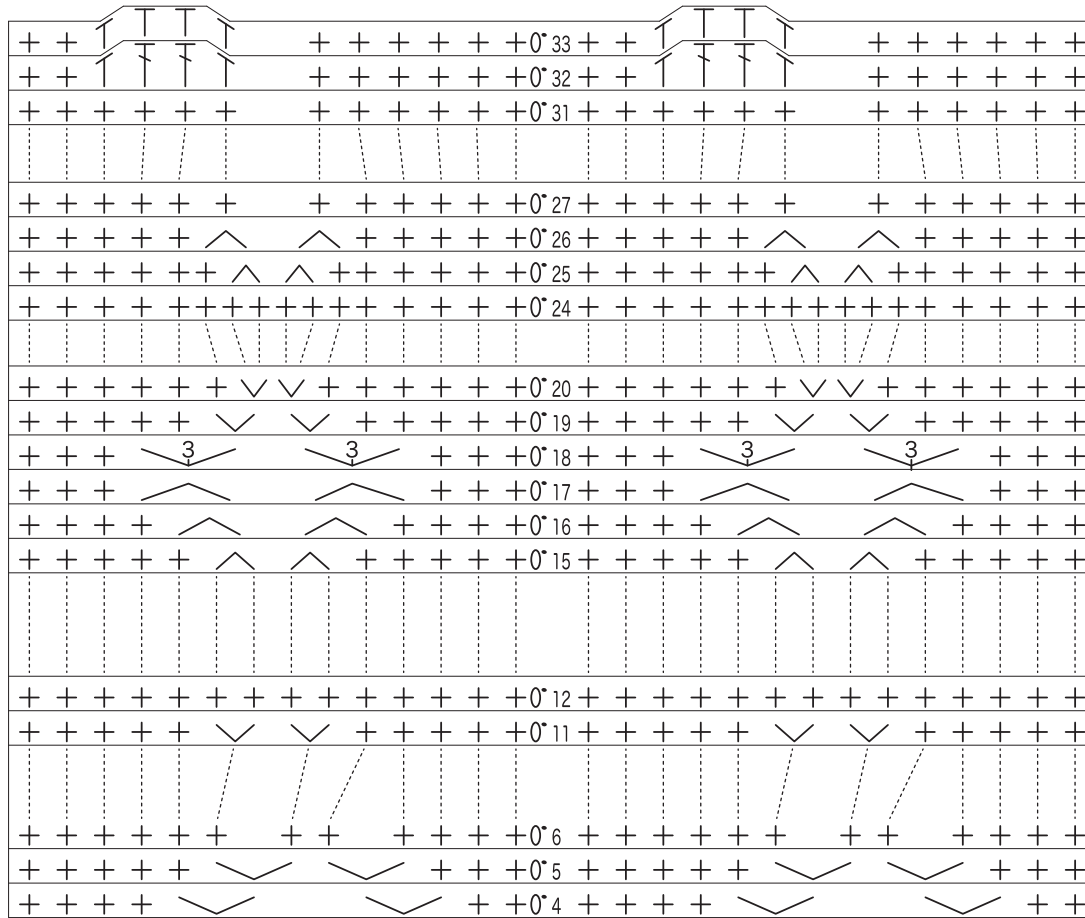


1- **B** x 1



Rows	Stitches
5	40(+4)
4	36(+6)
3	30(+6)
2	24(+6)
1	18

8th chain stitch

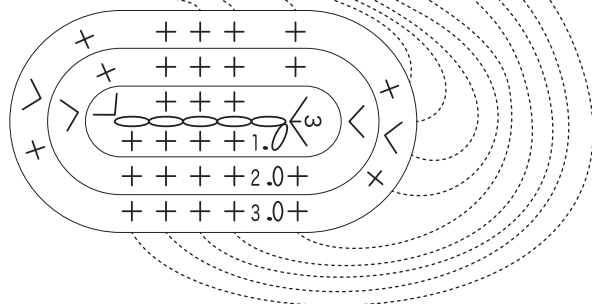


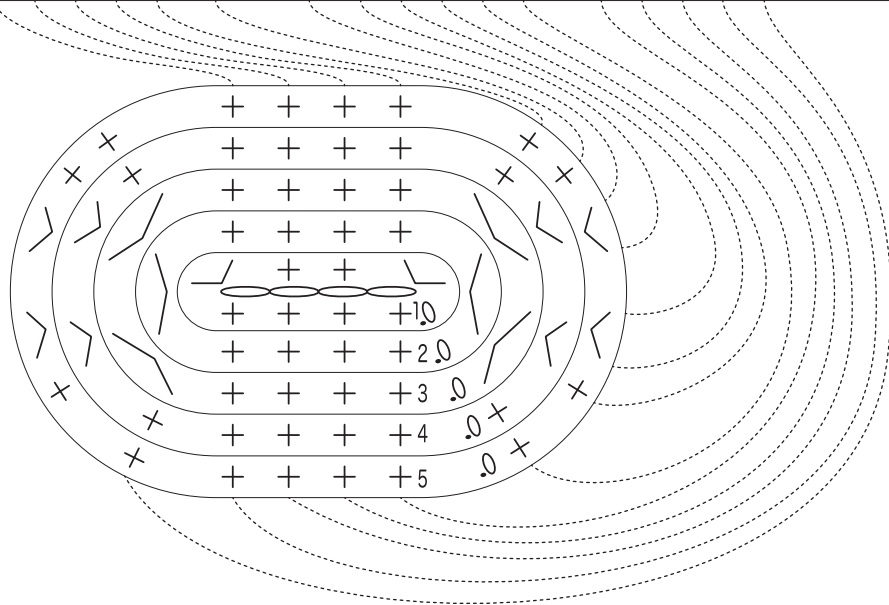
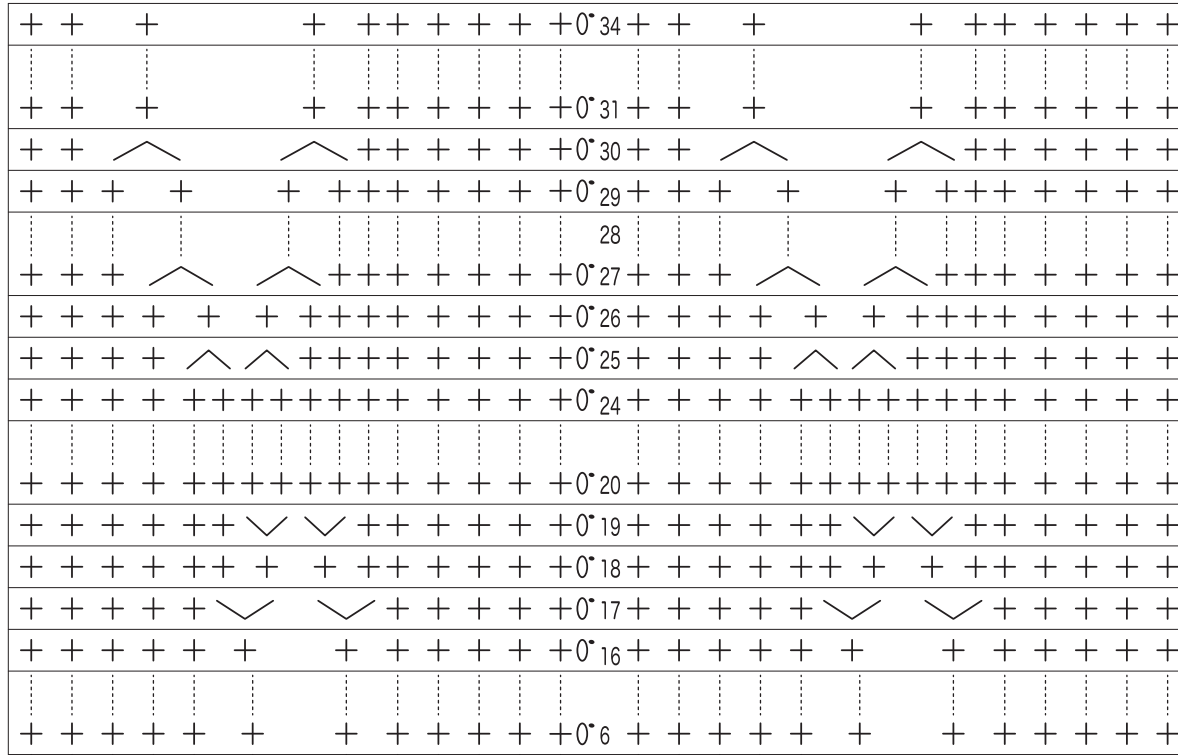
Seat top

Medium, grey, crochet hook 4/0

Rows	Stitches
33	24
32	24
31	24
⋮	⋮
27	24
26	24(-4)
25	28(-4)
24	32
⋮	⋮
21	32
20	32(+4)
19	28(+4)
18	24(+8)
17	16(-4)
16	20(-4)
15	24(-4)
14	28
⋮	⋮
12	28
11	28(+4)
10	24
⋮	⋮
6	24
5	24(+4)
4	20(+4)
3	16(+2)
2	14(+2)
1	12

5th chain stitch





Seat bottom

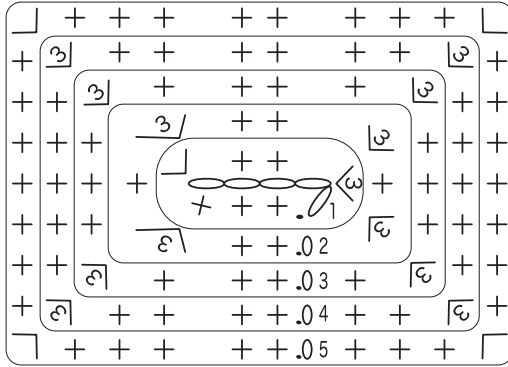
12 Medium, black,
crochet hook 4/0 x 1

Rows	Stitches
34	20
⋮	⋮
31	20
30	20(-4)
29	24
28	24
27	24(-4)
26	28
25	28(-4)
24	32
⋮	⋮
20	32
19	32(+4)
18	28
17	28(+4)
16	24
⋮	⋮
6	24
5	24(+4)
4	20(+4)
3	16(+4)
2	12(+2)
1	10

4th chain stitch

Radiator

3 Medium, black, crochet hook 4/0 x 2



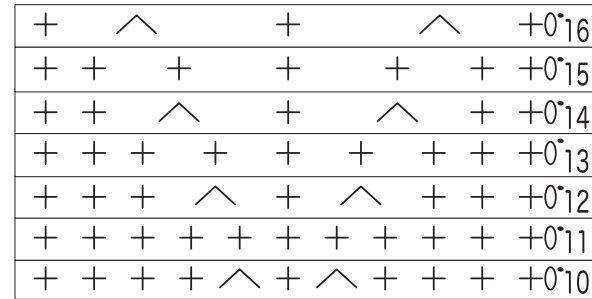
Rows	Stitches
5	38(+4)
4	34(+8)
3	26(+8)
2	18(+8)
1	10

4th chain stitch

※ Straighten and sew together
Match to the shape and insert cut out cardboard

Side Cover

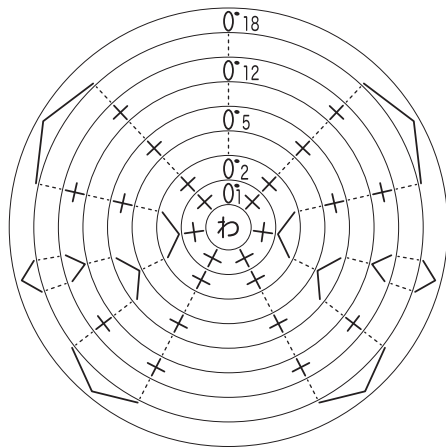
17 Medium, black, crochet hook 4/0 x 2



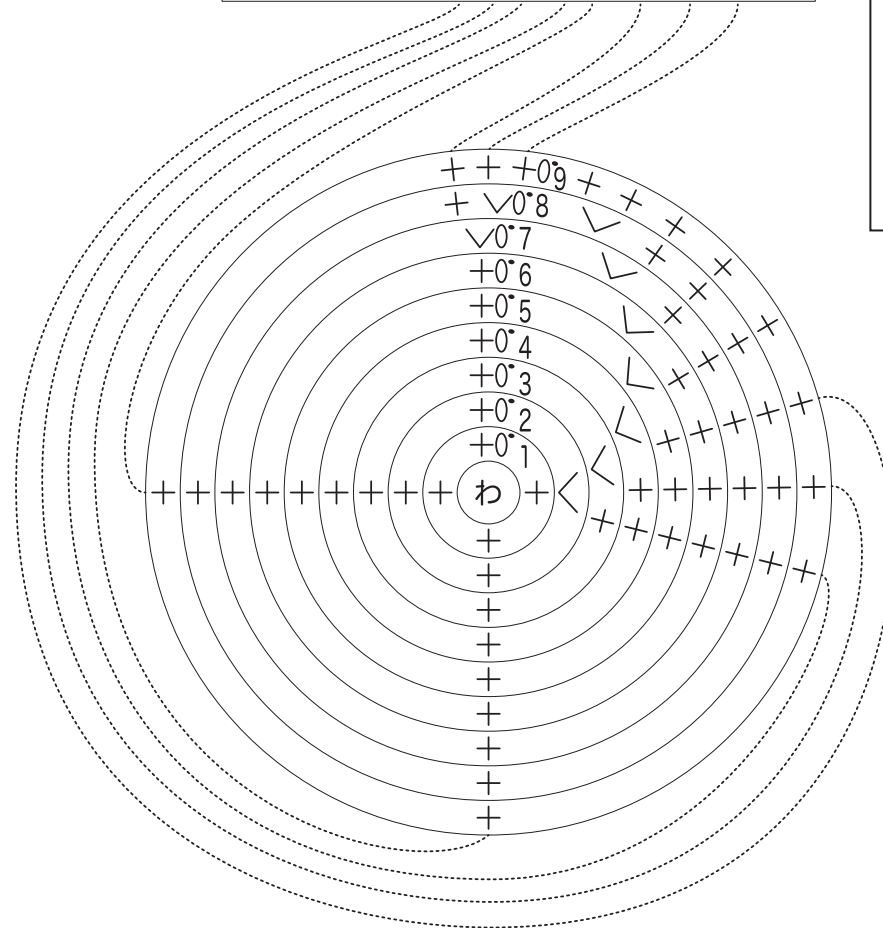
Rows	Stitches
16	5(-2)
15	7
14	7(-2)
13	9
12	9(-2)
11	11
10	11(-2)
9	13
8	13(+2)
7	11(+2)
6	9(+1)
5	8(+1)
4	7(+1)
3	6(+1)
2	5(+1)
1	4

Swing Arm (Rear Arm)

Medium, black, crochet hook 4/0 x 2



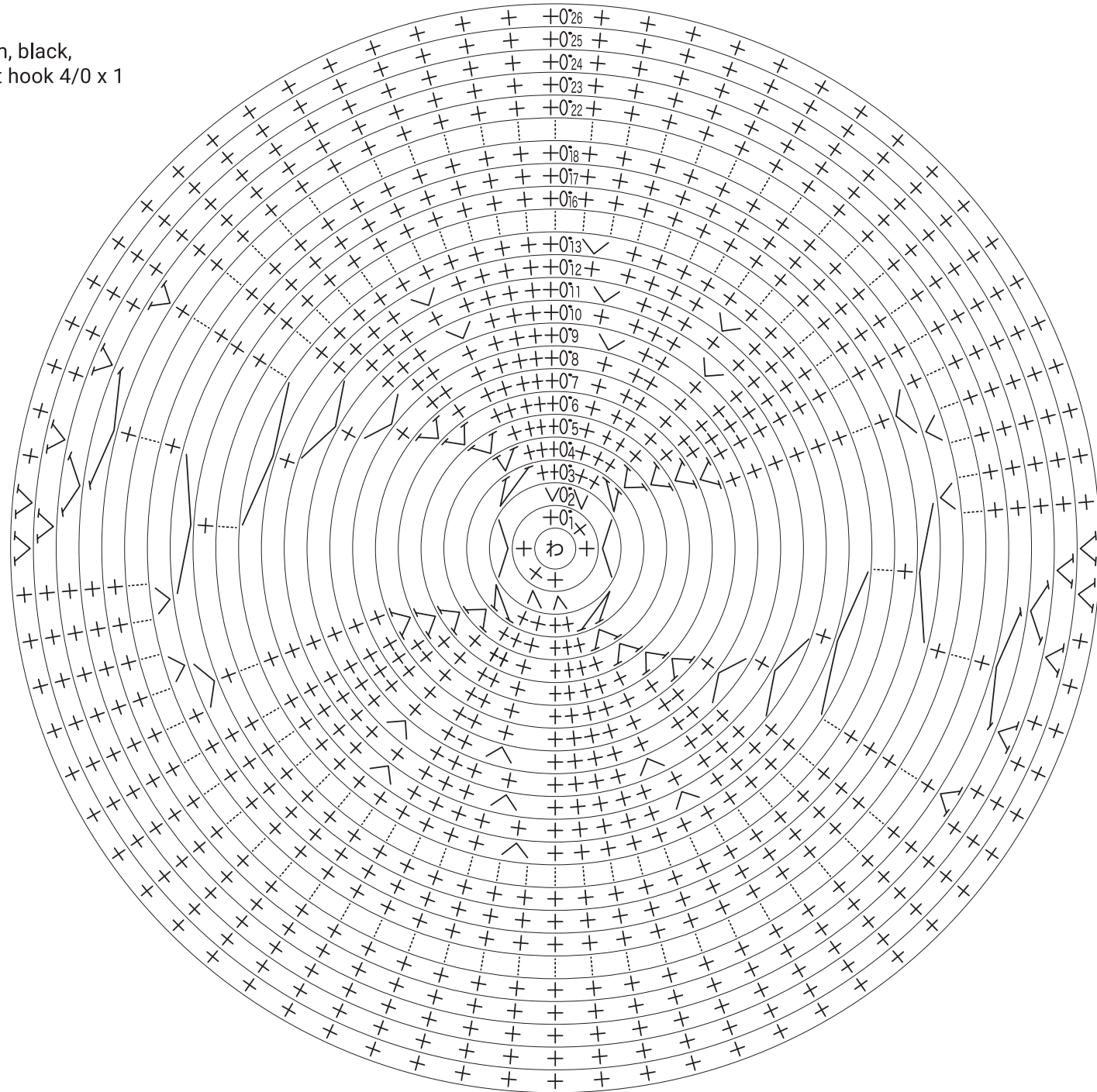
Rows	Stitches
18	6(-6)
17	12
⋮	⋮
12	12(+2)
11	10
⋮	⋮
5	10(+2)
4	8
3	8
2	8(+2)
1	6



Front Cowling

9 Medium, black,
crochet hook 4/0 x 1

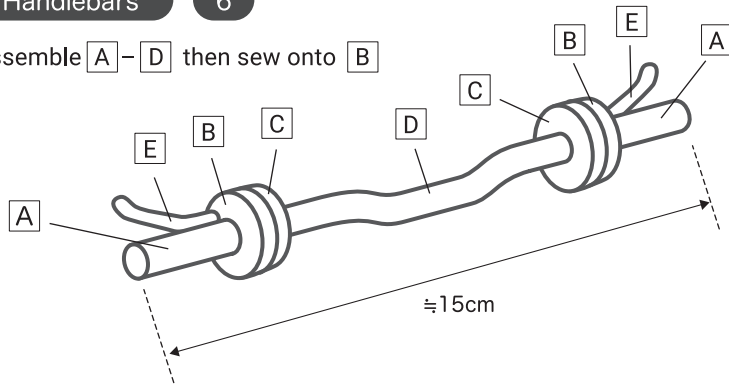
Rows	Stitches
26	76(+4)
25	72(+4)
24	68(+4)
23	64(+4)
22	60
21	60
20	60
19	60
18	60(+4)
17	56(+4)
16	52
15	52
14	52
13	52(+4)
12	48(+4)
11	44(+4)
10	40(+4)
9	36(+4)
8	32
7	32(+4)
6	28(+4)
5	24(+4)
4	20(+4)
3	16(+4)
2	12(+6)
1	6



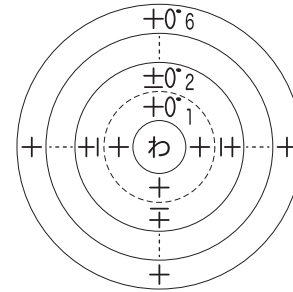
Handlebars

6

Assemble **A**-**D** then sew onto **B**



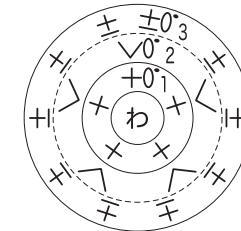
A Medium, black, crochet hook 4/0 x 2



Rows	Stitches
6	4
⋮	⋮
3	4
2	4*
1	4

* Single crochet through back loop

B Medium, black, crochet hook 4/0 x 2



Rows	Stitches
3	10*
2	10(+5)
1	5

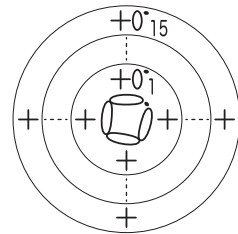
* Single crochet through back loop

C Medium, black, crochet hook 4/0 x 2



Rows	Stitches
2	10(+5)
1	5

D Medium, grey, crochet hook 4/0 x 1



Rows	Stitches
15	4
⋮	⋮
1	4

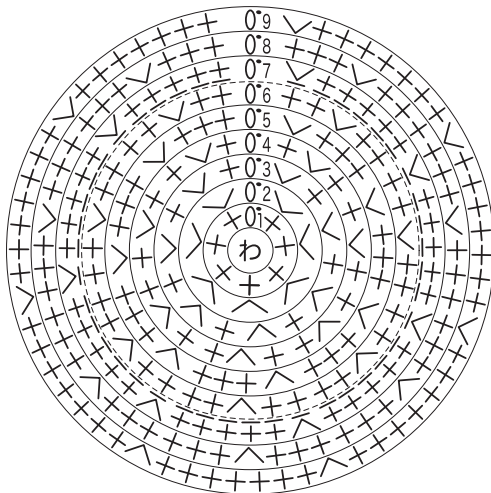
* Cast on 4 chain stitches in a circle

E Medium, grey, crochet hook 4/0 x 2



Front Tire

Medium, crochet hook 4/0 x 4

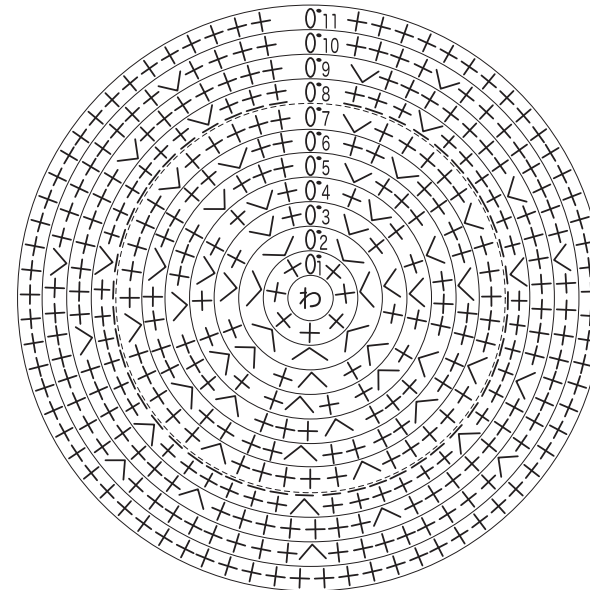


Rows	Stitches	
9	63(+7)	Black
8	56(+7)	
7	49(+7)	
6	42(+7)	Blue
5	35(+7)	White
4	28(+7)	
3	21(+7)	
2	14(+7)	
1	7	

* 7 rows of single crochet through back loop

Rear Tire

Medium, crochet hook 4/0 x 2

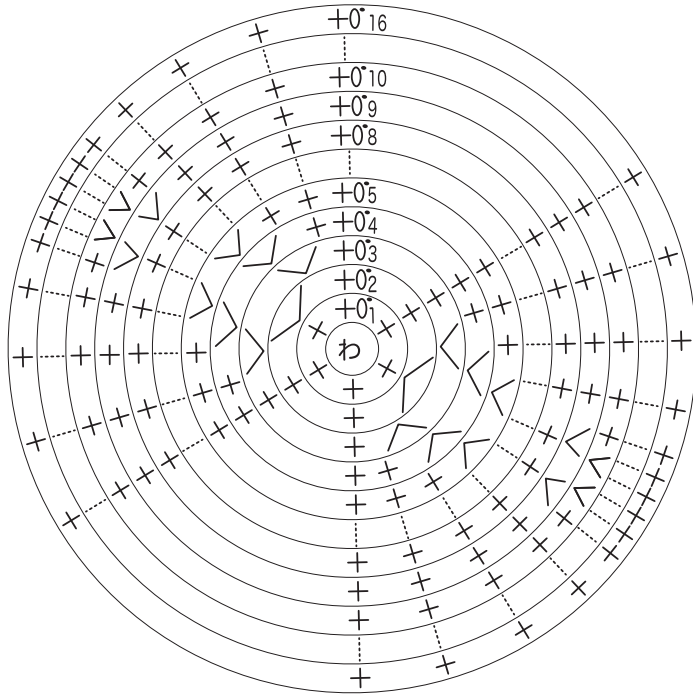


Rows	Stitches	
11	70	Black
10	70(+7)	
9	63(+7)	
8	56(+7)	Blue
7	49(+7)	
6	42(+7)	
5	35(+7)	White
4	28(+7)	
3	21(+7)	
2	14(+7)	
1	7	

* 8 rows of single crochet through back loop

Windshield

Light, grey, crochet hook 2/0 x 1

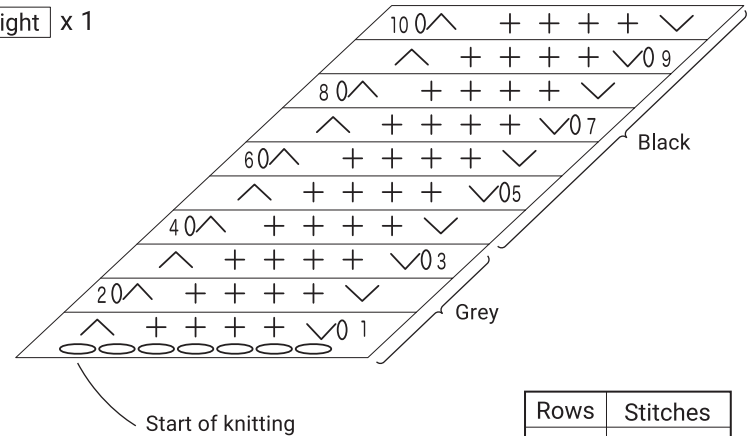


Rows	Stitches
16	28
⋮	⋮
11	28
10	28(+4)
9	24(+4)
8	20
⋮	⋮
6	20
5	20(+4)
4	16(+4)
3	12(+4)
2	8(+2)
1	6

Headlight

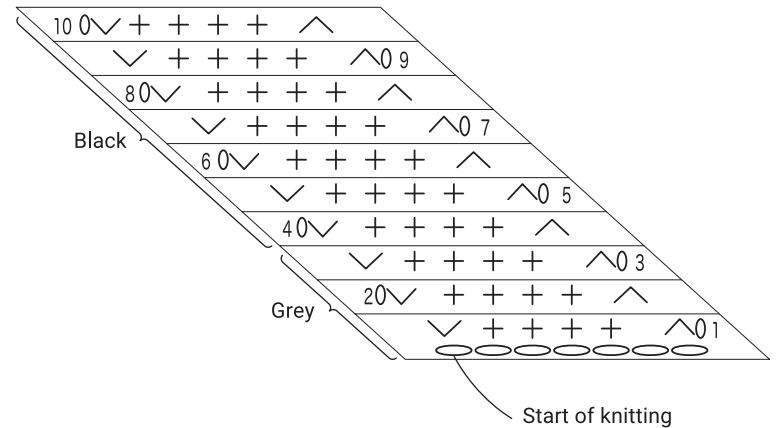
5 Light, grey, crochet hook 2/0

Right x 1



Rows	Stitches
10	7
⋮	⋮
1	7

Left x 1



Mirror/Flasher Light

Light, grey, crochet hook 2/0 x 2

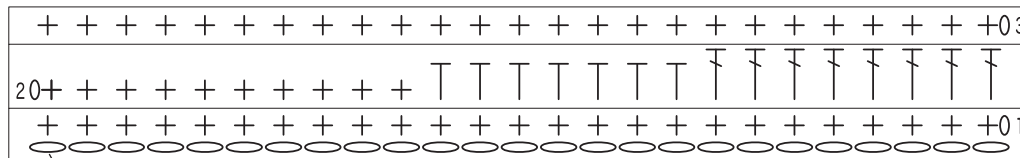


Front Panel

Light, black, crochet hook 2/0 x 1

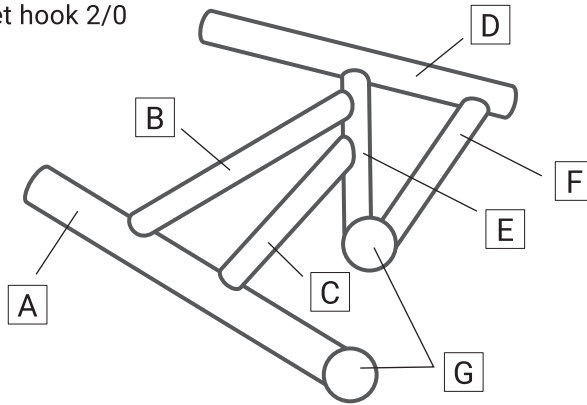
Rows	Stitches
3	25
2	25
1	25

25th chain stitch

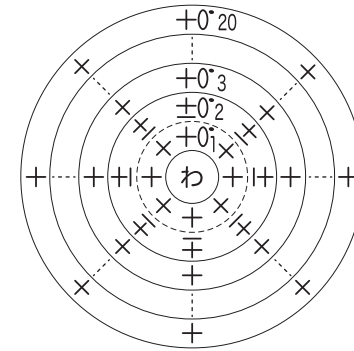


Start of knitting

Frame 14 Light, black, crochet hook 2/0



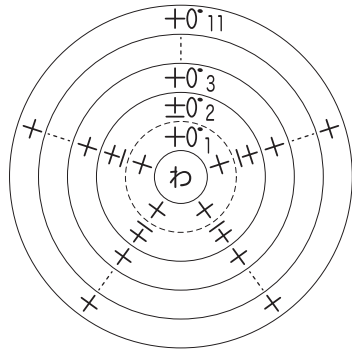
A x 2



Rows	Stitches
20	8
⋮	⋮
3	8
2	8*
1	8

* Single crochet through back loop

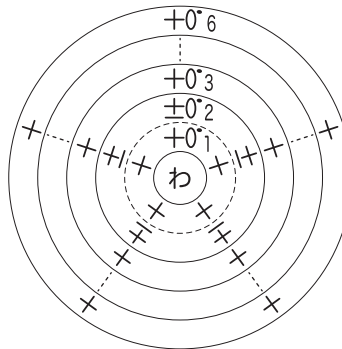
B x 2



Rows	Stitches
11	5
⋮	⋮
3	5
2	5*
1	5

* Single crochet through back loop

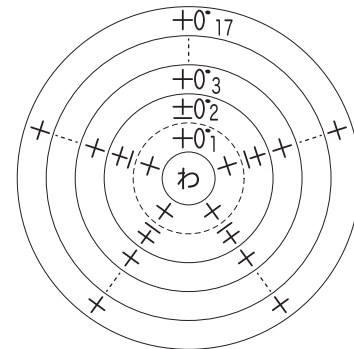
C x 2



Rows	Stitches
6	5
⋮	⋮
3	5
2	5*
1	5

* Single crochet through back loop

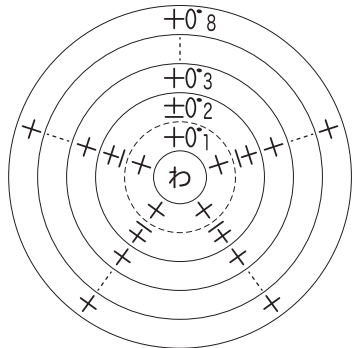
D x 2



Rows	Stitches
17	5
⋮	⋮
3	5
2	5*
1	5

* Single crochet through back loop

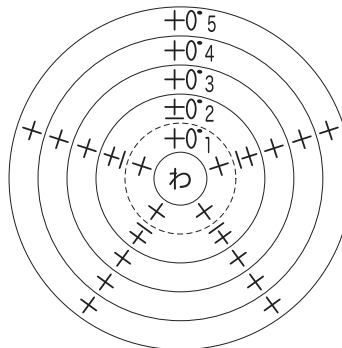
E x 2



Rows	Stitches
8	5
⋮	⋮
3	5
2	5*
1	5

* Single crochet through back loop

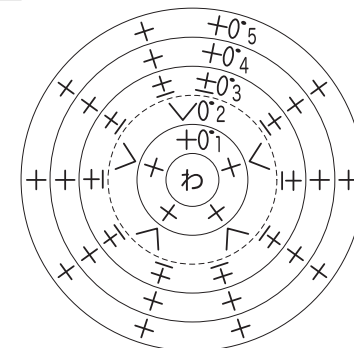
F x 2



Rows	Stitches
5	5
4	5
3	5
2	5*
1	5

* Single crochet through back loop

G x 4

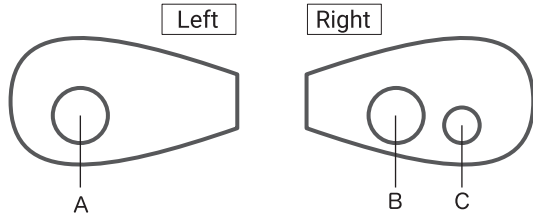


Rows	Stitches
5	10
4	10
3	10*
2	10(+5)
1	5

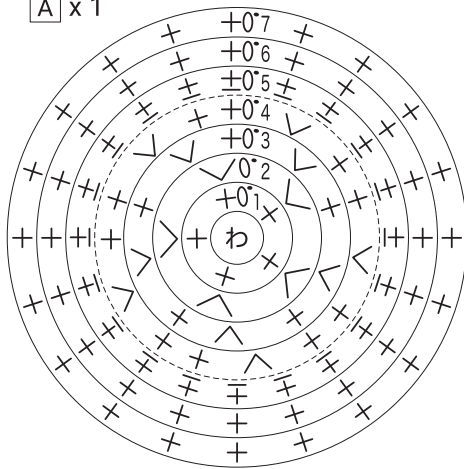
* Single crochet through back loop

Engine Cover

8 Light, black, crochet hook 2/0



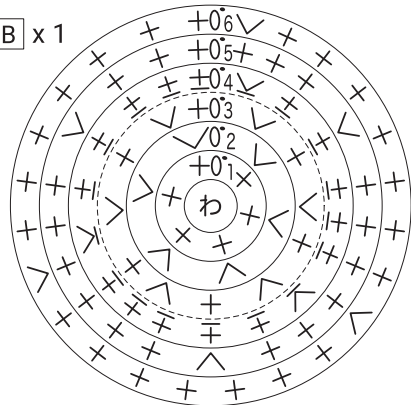
A x 1



Rows	Stitches
7	20
6	20
5	20 ※
4	20(+5)
3	15(+5)
2	10(+5)
1	5

※ Single crochet through back loop

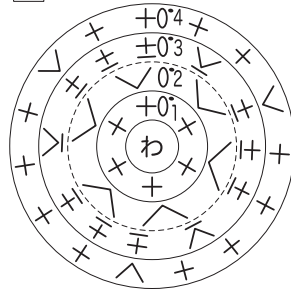
B x 1



Rows	Stitches
6	27(+3)
5	24(+3)
4	21(+3) ※
3	18(+6)
2	12(+6)
1	6

※ Single crochet through back loop

C x 1




Rows	Stitches
4	18(+3)
3	15(+3) ※
2	12(+6)
1	6

※ Single crochet through back loop

Disk Brake

Medium, grey, crochet hook 4/0 x 6

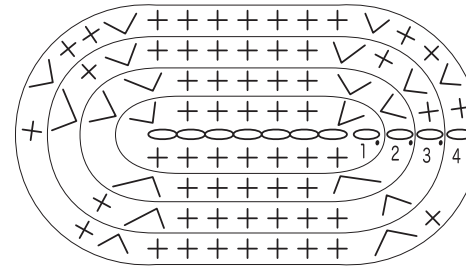


Rows	Stitches
4	21 ※
3	21(+7)
2	14(+7)
1	7

※ Back post single crochet

Underside part of the front cowling

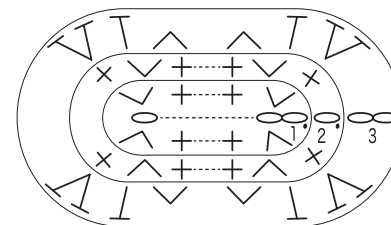
Medium, black, crochet hook 4/0 x 1



Rows	Stitches
8	34
7	34
6	34
5	34
4	34(+6)
3	28(+6)
2	22(+6)
1	16

Front Fender

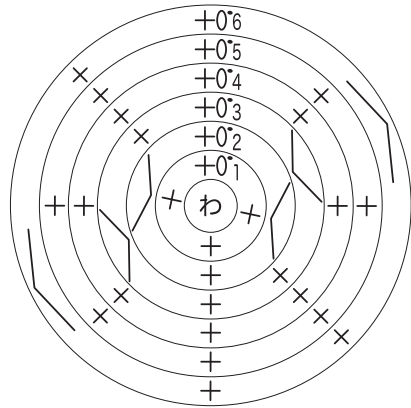
Medium, black, crochet hook 4/0 x 2



Rows	Stitches
3	44
2	44(+4)
1	40

18th chain stitch

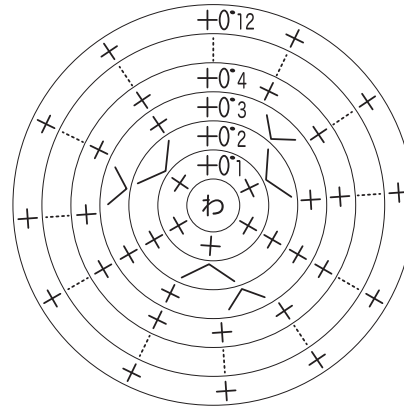
Mirror Light, black, crochet hook 2/0 x 2



Rows	Stitches
6	6(-2)
5	8
4	8
3	8(+2)
2	6(+2)
1	4

Leave a 40cm tail at the end of the wool

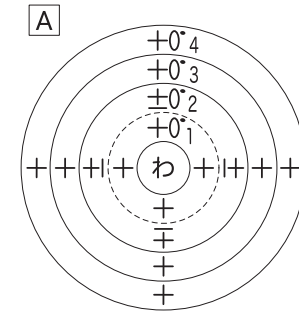
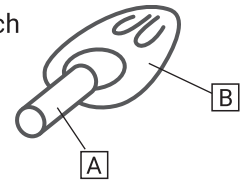
Muffler Light, grey, crochet hook 2/0 x 1



Rows	Stitches
12	12
⋮	⋮
4	12
3	12(+3)
2	9(+3)
1	6

Bracket 7

Light, grey, crochet hook 2/0 x 2 each

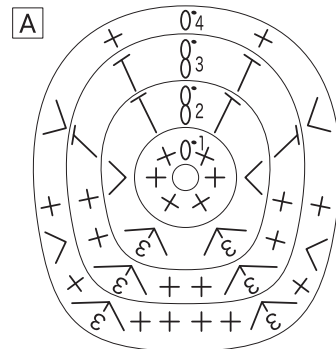


Rows	Stitches
4	4
3	4
2	4*
1	4

* Single crochet through back loop

Rear Fender

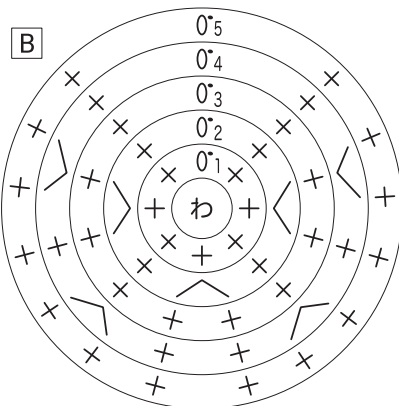
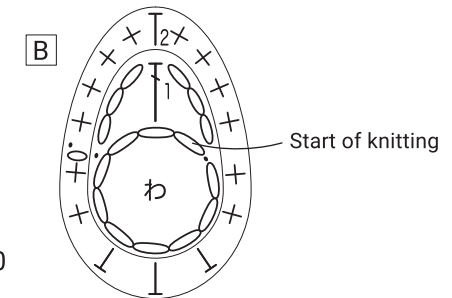
Medium, black, crochet hook 4/0 x 1



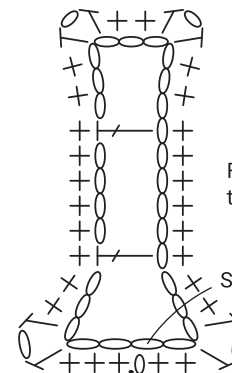
Rows	Stitches
4	24(+8)
3	16(+4)
2	12(+6)
1	6

Rear Fender

C Light, black, crochet hook 2/0



Rows	Stitches
5	14
4	14(+4)
3	10
2	10(+3)
1	7



For the 2nd row, pick up the stitches to knit in a bunch apart from the first double crochet

Start of knitting